

INFO ON 311 HELICOPTER COMPLAINTS in Manhattan

Date Range (unless specified otherwise):
January 1, 2018 - September 27, 2019

Noise-Helicopter Complaints broken down by Community Board:

Community Board	Number of complaints
01 MANHATTAN	92
02 MANHATTAN	111
03 MANHATTAN	141
04 MANHATTAN	115
05 MANHATTAN	71
06 MANHATTAN	453
07 MANHATTAN	249
08 MANHATTAN	118
09 MANHATTAN	16
10 MANHATTAN	41
11 MANHATTAN	25
12 MANHATTAN	59
64 MANHATTAN	13

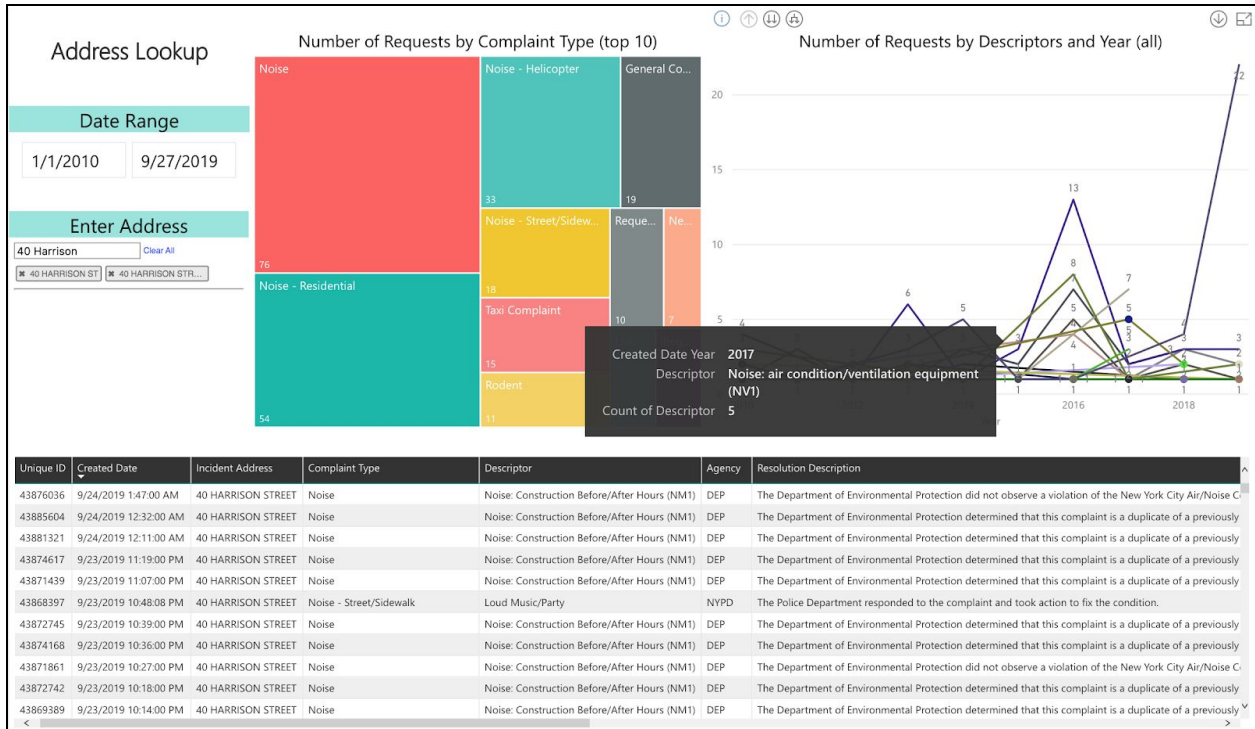
Noise-Helicopter Complaints broken down by Zip Code

Incident Zip	Number of complaints
10016	377
10024	122
10025	105
10128	86
10010	84
10011	83
10002	73
10003	60
10013	50
10001	49
10014	48
10033	35
10038	35
10009	31
10012	30
10023	20
10028	18
10029	17
10007	16
10027	15

Noise-Helicopter Complaints broken down by Address:

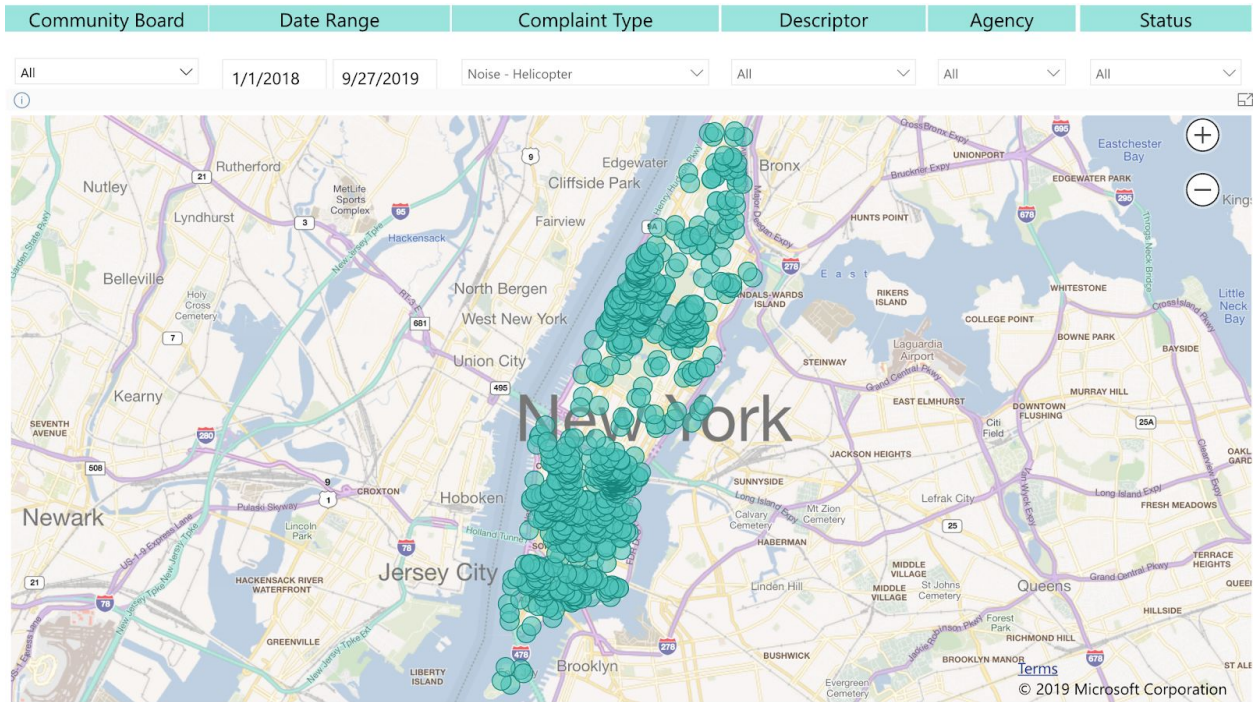
Incident Address	Number of complaints
40 HARRISON STREET	13
220 EAST 27 STREET	11
CENTRAL PARK	11
330 WEST 30 STREET	8
654 WATER STREET	7
20 WEST 87 STREET	7
300 CENTRAL PARK WEST	6
20 MONROE STREET	6
134 CARDER ROAD	6
377 RECTOR PLACE	6
200 EAST 17 STREET	5
387 GRAND STREET	5
CENTRAL PARK WEST	5
1150 PARK AVENUE	4
812 GREENWICH STREET	4
45 LISPENARD STREET	4
1349 LEXINGTON AVENUE	4
425 3 AVENUE	4
97 CATHERINE STREET	4
176 WEST 94 STREET	4
220 EAST 27 STREET	4

40 Harrison is the site of many different 311 complaints over time. Since 2010, it has had 33 Noise-Helicopter complaints:

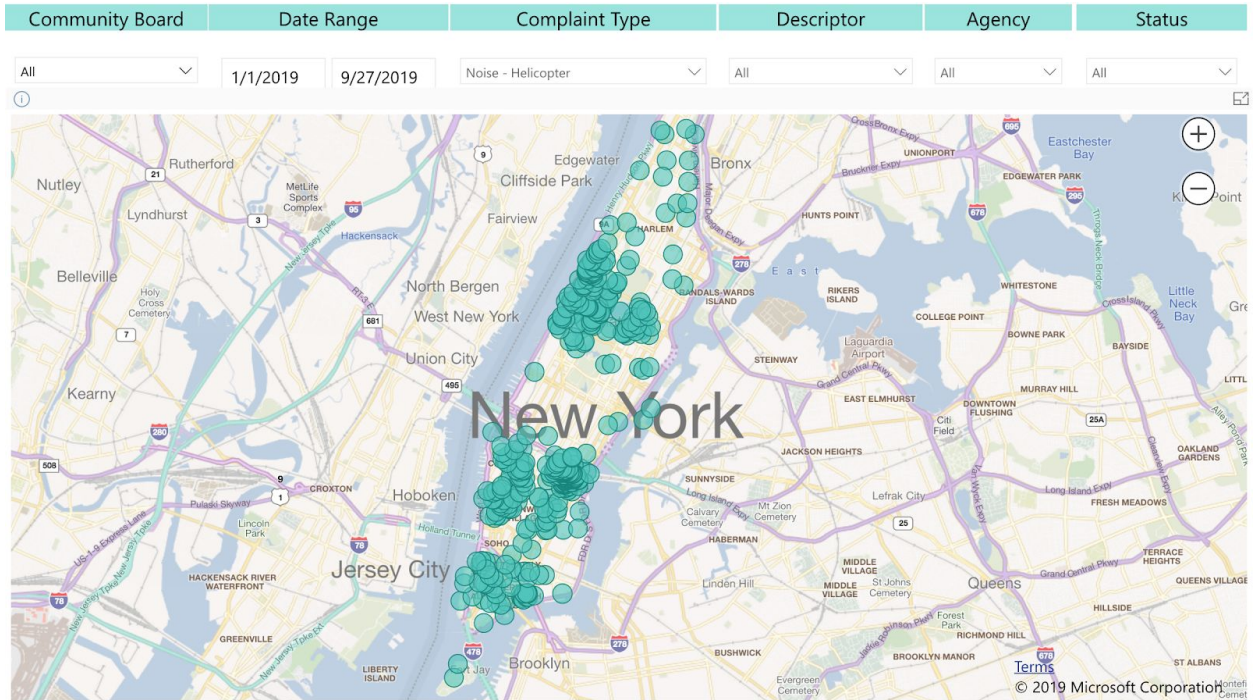


Maps showing clusters of complaints in Manhattan on next page:

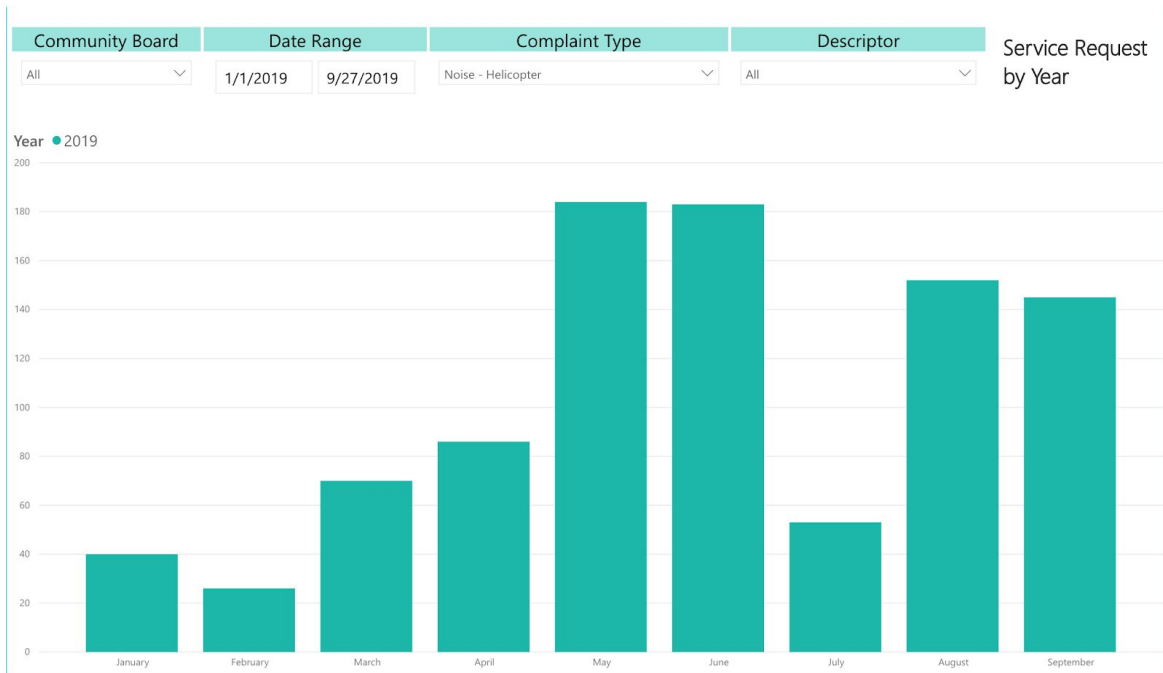
Since January 1, 2018:



Since January 1, 2019:



In 2019, May and June saw more complaints than other months, with August and September following:



In the last ~ 5 years, 4 out of the 5 peak months are in 2019, suggesting this year was worse than most other years overall, especially compared to 2016, 2017, and 2018:

